

Manuale Generale Per Prodotti Led Con Bluetooth Controller



Descrizione:

Questi prodotti, anche se differenti fra loro, possono essere controllati dal nostro Smartphone.

Questo, grazie alla "Centralina Controller RGB Bluetooth" inclusa in ogni prodotto.

Il nostro Smartphone diventerà un vero e proprio dispositivo di controllo per gestire la Colorazione, la Luminosità, gli Effetti, ecc, attraverso una semplicissima Applicazione.

Inoltre, si ha la possibilità di controllare la lampadina, il pannello o le plafoniere, impostando funzioni avanzate: modifica effetti tramite il "beat musicale", cambio colore agitando/scuotendo lo smartphone, impostare e memorizzare il giorno e l'ora di ACCENSIONE e SPEGNIMENTO.

Ogni smartphone può controllare fino a 4 lampade.

Funzioni e Configurazione con Smartphone

●Control Ways:



1. Pls install the App-“Triones” in your phone before using, you can scanning the two-dimensional code below to download APP:

(Android System)



(IOS System)




Noted: System requirements, equipped with Android phones version 4.3 and is available, ios system requirements, IOS6.13 version available Apple's phone.

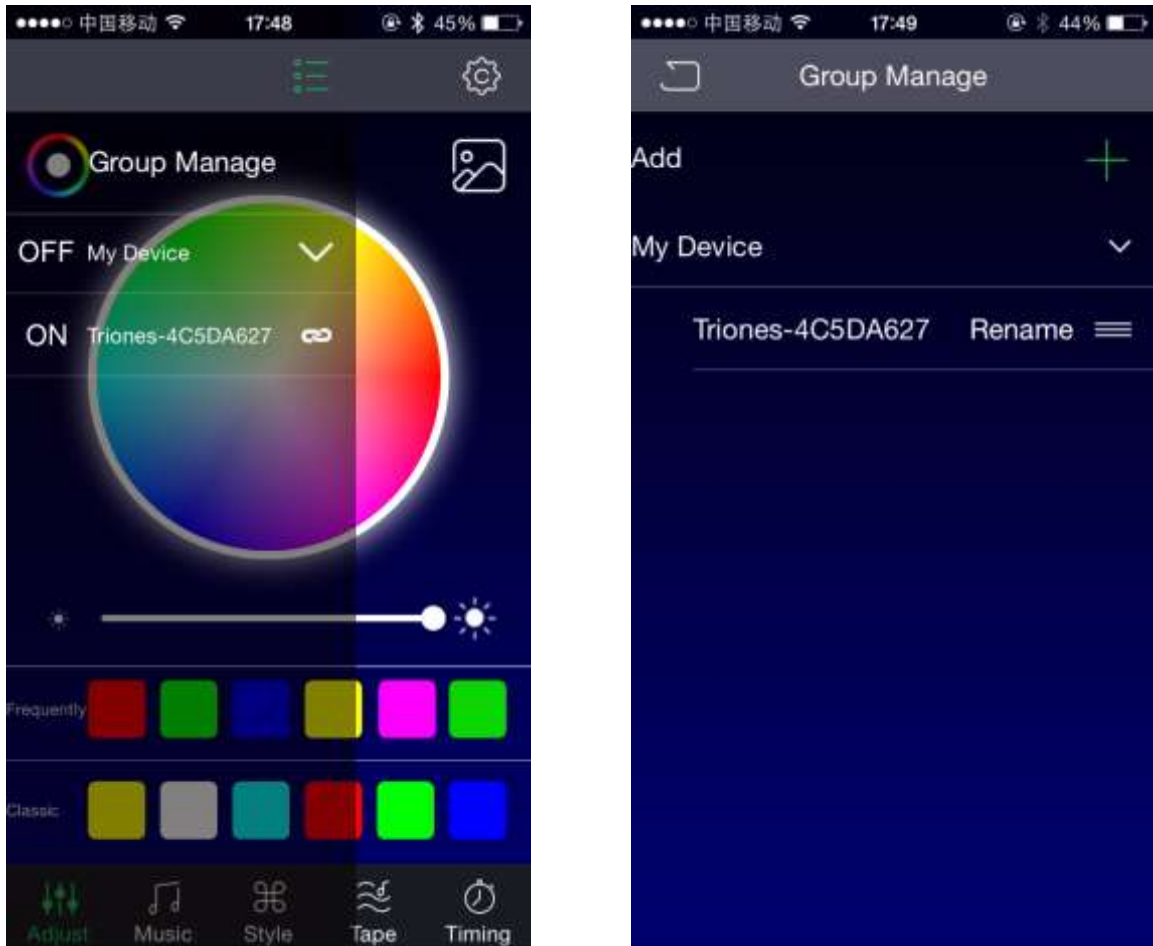
2. Download and install the software, After installation is complete, open Bluetooth of mobile phone.
3. the controller section to connect the load line, connect the power cord; before power to ensure that no short circuit between the cable.
4. Open Control Software “Triones”, if Bluetooth closed, Software will have a tip note you, Please Click “设置 (Setting) to finish the setup. And then, you can connect the controller.



5. When Software ready, operation is available.

●Introduction of App function: (Bluetooth version 4.0, No need to align the remote controller, can be manipulated around obstacles)

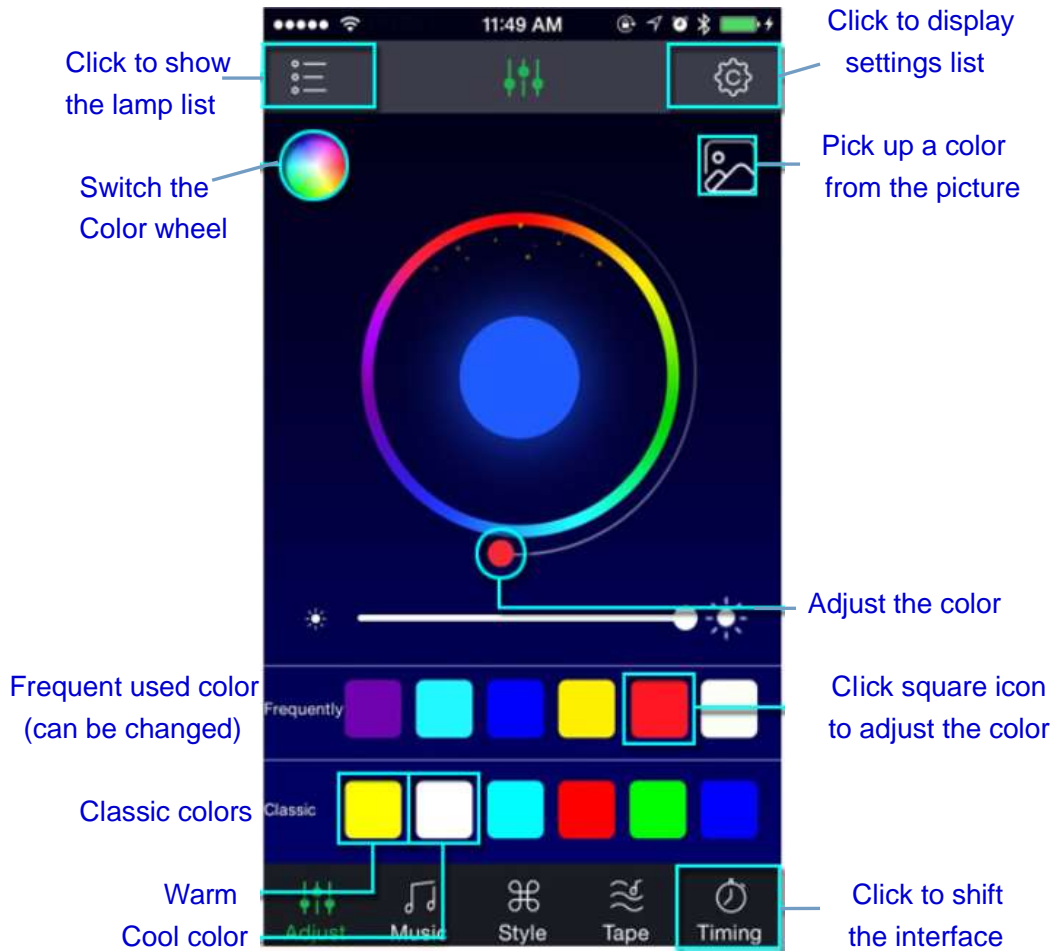
1. Menu Description: Light Equipment List - Click the upper left corner icon  Choose the light equipment you want to control, Max 4 lights equipments controlled by one mobile phone, lights can be controlled in same time or separate, but one lights is controlled by one mobile in same time. **Noted: After opening the software, you need to wait 5 to 20 seconds, the software will automatically scan the lamp equipment on power around, click the equipment necessary to connect from lamp list, pay attention to a sign change connected or not, as shown in FIG.:**



Set List - Mobile handling brief description, shake function switch, you can shake the phone to switch colors.

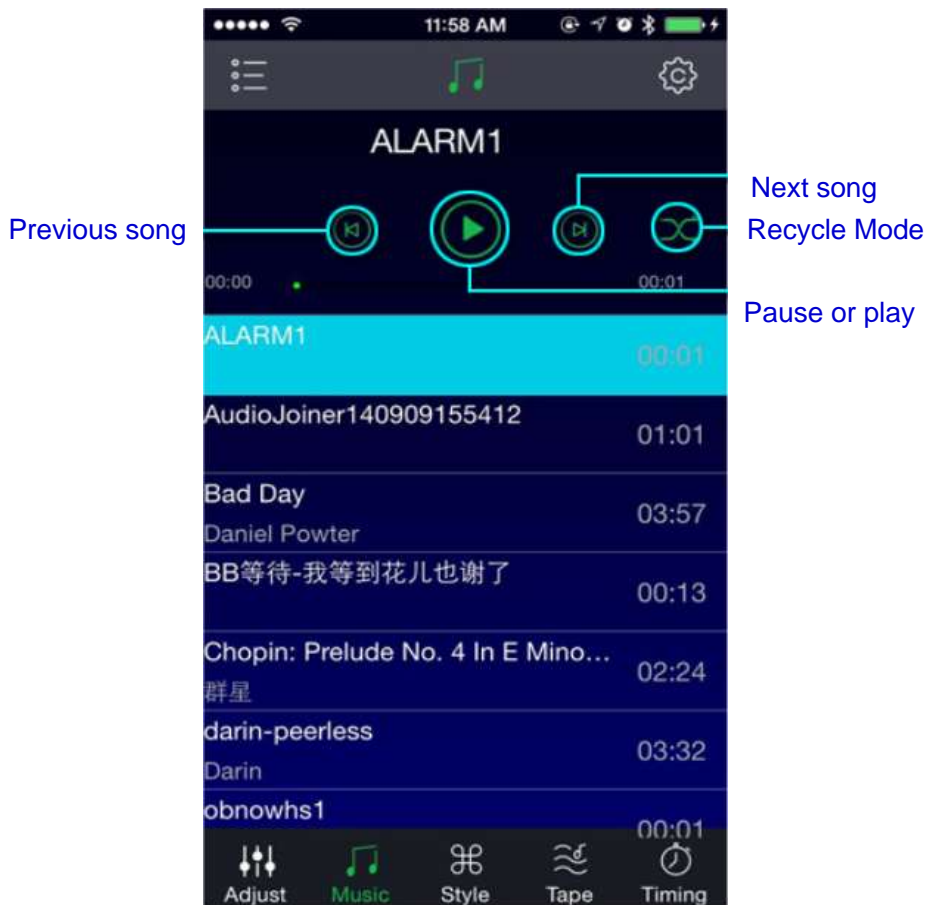


2. Main Interface—Static color adjustment.



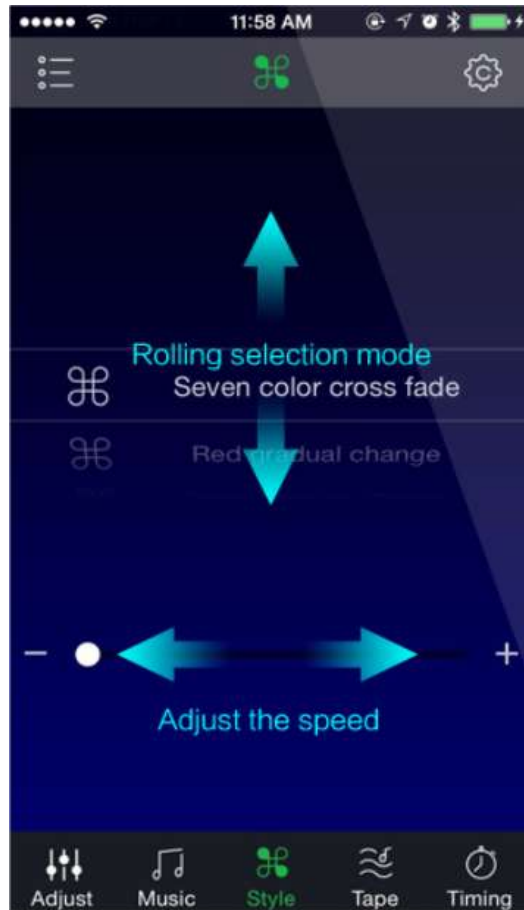
3. Music model

Color change according to music player.




4. Dynamic models

20 dynamic models for choose. Slide up and down to change models, left and right to change speeds.



5. Tape

Color change according to the surrounding voices change.



6. Timing

Set the switch state according to actual needs.

